

TINY TOGGLE SWITCHES



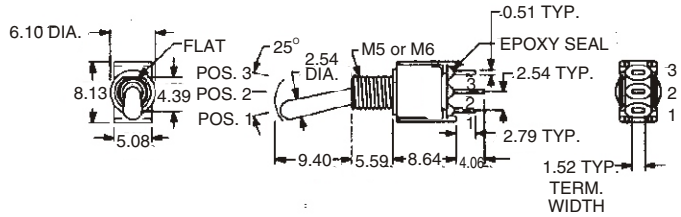
Series 50

DESCRIPTION :

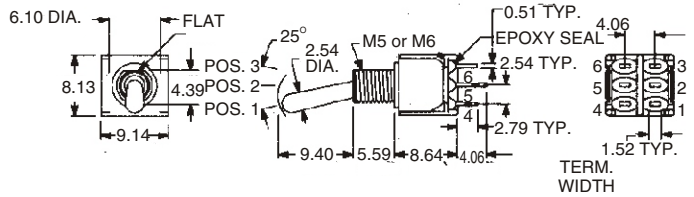
Integral Tiny Toggle Switches embody all the design features of our highly popular miniature Toggle Switches such as epoxy sealing of terminals, silver inlay contacts for higher current operation, gold plated contacts for low-level circuit operation, various type of switching function, etc. P.C. versions with mounting on 0.1" (2.54mm) centres with very small volume and height, save space in PCB. This data sheet offers the normally used types of the switch. Many other variations can be offered on specific enquiry.



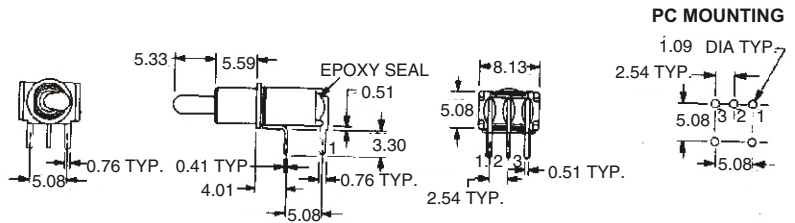
1 POLE



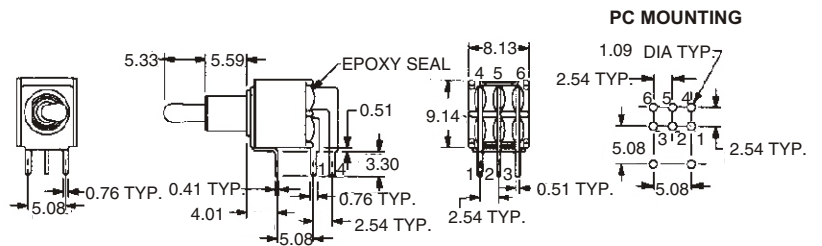
2 POLE



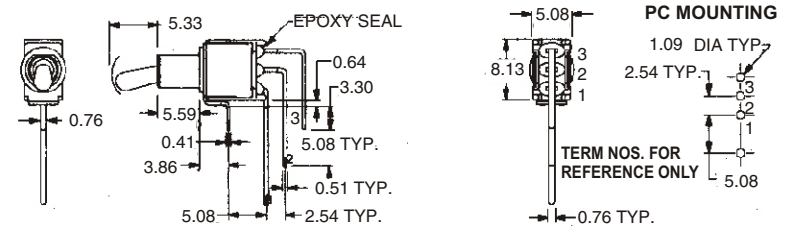
1 POLE (PCR TYPE)




2 POLE (PCR TYPE)



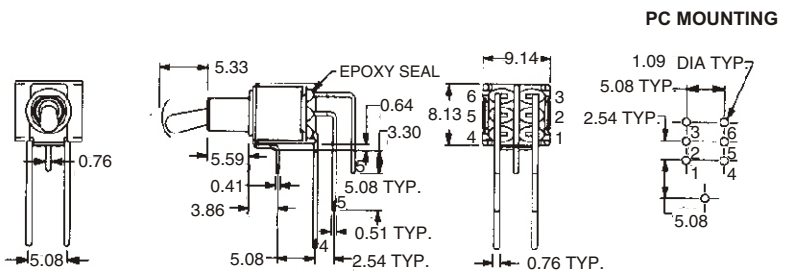
1 POLE (PCR V TYPE)



Term. bend radii and lead-in mfg. option



2 POLE (PCR V TYPE)



All Dimensions in mm.

SPECIFICATIONS

CONTACT RATING : See below under CONTACT SELECTION.
 ELECTRICAL LIFE : 30,000 make-and-break cycles at full load
 CONTACT RESISTANCE : Below 20 milliohms initial @ 2-6 V DC.
 100 mA for both silver and gold plated contacts.
 INSULATION RESISTANCE : 1000 Megohms (min)
 DIELECTRIC STRENGTH : 1000 V RMS min. @ sea level.
 OPERATING TEMP. : -30° C to 85° C.

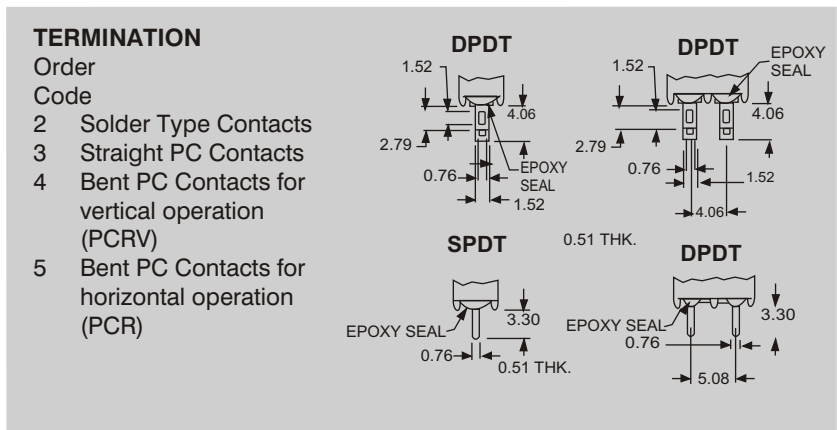
MATERIALS & FINISHES

BODY : Glass filled Nylon or DAP
 ACTUATOR : Brass nickel plated
 HOUSING : Stainless steel
 BUSHING : Brass nickel plated
 HARDWARE : Brass nickel plated
 SWITCH SUPPORT: Brass electro-tin plated
 TERMINAL SEAL : Epoxy
 CONTACTS : See below under contact selection.

ORDERING INFORMATION : Given below are the variations possible and corresponding ordering code.

SWITCHING FUNCTION			
Order Code	Pos. 1	Pos. 2	Pos. 3
1	ON	NONE	ON
3	ON	OFF	ON
5	(ON)	OFF	(ON)
7	ON	OFF	(ON)
8	ON	NONE	(ON)

CONNECTED TERMINALS	Pos.1	Pos.2	Pos.3
1 POLE	2-3	OPEN	2-1
2 POLE	2-3	OPEN	2-1
	5-6		5-4



CONTACT SELECTION

Order Code

0	CONTACTS & ALL TERMINALS.	: Copper/Copper alloy Silver plated
	RATING	: 100 mA @ 120 V AC or 28 V DC
1	END CONTACTS	: Coin silver, silver plated
	CENTRE CONTACTS & ALL TERMINALS.	: Copper alloy silver plated.
	RATING	: 3 Amps. @ 120 V AC or 28 V DC
2	CONTACTS & ALL TERMINALS	: Copper alloy with gold plate over nickel plate.
	RATING	: 0.4 VA max. @ 20 V AC or DC max.
3	END CONTACTS	: Coin silver with gold plate over nickel plate.
	CENTRE CONTACTS & ALL TERMINALS.	: Copper alloy with gold plate over nickel plate.
	RATING	: 0.4 VA max. @ 20 V AC or DC max or 3 Amps @ 120 V AC or 28 V DC.

(This contact can be used where either dry circuit or power conditions exist. However when dry circuit rating is exceeded the gold plating is removed from the contact and the switch cannot be used in dry circuits.)

ACTUATOR

Order Code

01	Toggle 10.4 long
02	Toggle 5.4 long

MOUNTING

Order Code

0	Bush threaded	M5 x 0.5, 5.5 long
1	Bush threaded	M6 x 0.75, 7.9 long
2	Bush unthreaded	6.0, 7.9 long
3	Bush unthreaded	5.0, 5.5 long
4	Bush threaded	M6 x 0.75, 6.0 long (Without collar)

PANEL MOUNTING HOLES

POLE SELECTION

	One	Two
Order Code	1	2

ORDERING CODE

5							
---	--	--	--	--	--	--	--

All Dimensions in mm.